CUT THE 2X3s TO THESE LENGTHS
WORKING FROM LEFT TO RIGHT
PARTS C & B MIGHT BE A LITTLE SHORT
BECAUSE OF THE WIDTH OF THE SAW CUTS,
BUT THEIR LENGTH ISN'T CRITICAL



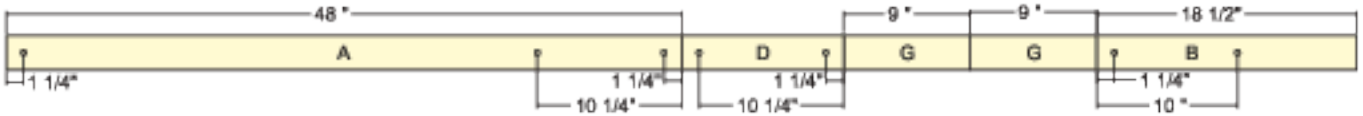

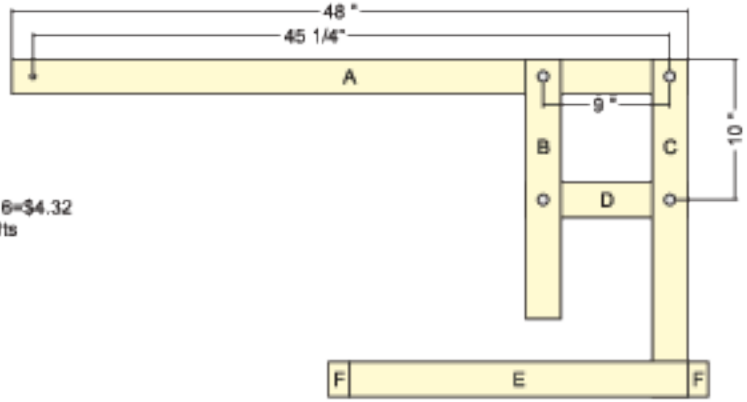

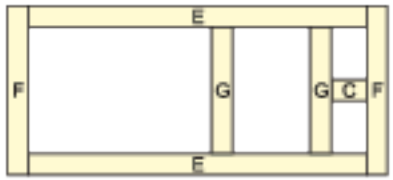

MATERIALS:
2 @ 2x3x8' @ $2.16=$4.32
4 @ 3/8"x3-1/2" bolts
12 @ 3/8" washers
4 @ 3/8" stop nuts
1 lb. 10D nails

TOOLS:
Drill and 3/8" bit
Hammer
9/16" wrench
Saw

DRILL THE 3/8" HOLES WHERE SHOWN
AND BOLT AND NAIL EVERYTHING TOGETHER.
USE 2 NAILS AT EACH NAILED JOINT.
WITH THE BOLTED JOINTS, USE A WASHER ON
EACH END OF THE BOLT AND IN BETWEEN THE
WOODEN PARTS. TIGHTEN DOWN THE STOP NUTS
UNTIL EVERYTHING IS STEADY BUT MOVES EASILY.

